

Santorin

PRIMO NATURAL RANGE



Sample with no contract engagement

DESIGN PARQUET

654 rue du Chalonge, P.A. du Haut-Montigné / 35370 Torcé / FRANCE

Tél. +33 (0)2 99 49 66 66 / Fax +33 (0)2 99 49 66 67

E-mail France : commercial@designparquet.fr

E-mail Export : export@designparquet.fr

www.designparquet.com

Previous data sheet are invalid. Errors or technical informations can be changes without notice.

Updated in : June 2025.

DATA SHEET - SANTORIN

CHARACTERISTICS

Species (origin) : Oak (Europe).

Grade : RU=RUSTIC - CA=CAMPAGNE

Mixed grade RU/CA : Parquet floor with knots (filled or partially opened) with unlimited and various sizes. Healthy sapwood and colour variation allowed.

Support : Loft : wood slatted support.

Density : 650 kg/m³.

Finishing : Brushed, Colourless varnish, brown filled.

Assembly : Clic.

SUPPORT	SIZE (MM)	LENGTH (MM)	TOP LAYER	BEVELS	THERMAL RESISTANCE K/W
LOFT	14 x 150	1900*	2,5 mm	4	0,09 m ²

* 32% of the surface area in strips shorter than the dimension indicated.

COMPATIBILITIES

Compatible on low temperature hydraulic underfloor heating and cooling (according size) :

COMPATIBILITIES			GLUED LAYING		FLOATING LAYING	
SUPPORT	THICKNESS (MM)	WIDTH (MM)	HEATING UNDERFLOOR	HEATING/COOLING UNDERFLOOR	HEATING UNDERFLOOR	HEATING/COOLING UNDERFLOOR
LOFT	14	150	YES	YES	YES	NO

It is imperative to start the heating 4 weeks before the beginning of the laying.

Heater off 48 hours before laying. Wait for 1 week and restart the heating gradually over 15-20 days. It is traditionally recommended a thermal resistance less than or equal to 0.09 m².K/W.

For higher thermal resistances, a certain loss of capacity must therefore be considered.

It is imperative to respect the laying rules and the manufacturer's recommendations for use, as well as the governing regulations :



- NF DTU 35.14 – Execution of hot water floors.
- The CSTB 3164 booklet – Reversible floors.

Suitable with ISO dB and Iso alu (Cf data sheet).

TYPES OF INSTALLATION

- Floating according to DTU 51-11.
- Glued according to NF DTU 51-2.

FLOOR MAINTENANCE


After laying, apply two coats of  Renovator matt on new parquet (metallising), and repeat the operation once or twice a year or more if necessary. It is applied undiluted with a microfiber mop (follow the instructions for use). For difficult stains or to remove old coats of Metaller, consider the Overactivated Cleaner. Routine maintenance should be carried out with  cleaner.

- Remember to put protective pads under the legs of chairs and furniture.
- Carry out regular maintenance with a vacuum cleaner, broom, woollen cloth.
- Never wash your floor with large amounts of water.
- Do not use aggressive, abrasive, silicone or ammonia detergents.
- For persistent stains, remove with a damp sponge and neutral detergent.

INFORMATIONS

- Air humidity at the time of laying and throughout the life of the product must be between 45% and 65%.
- Fire classification :
 - Dfl-s1 (according to NF EN 14342)
- Hardness rank : C.
- Oak Monnin hardness : 4,2.

VOC EMISSIONS



*Information on the level of volatile compounds emission in inside air, that present a toxicity risk by inhalation, on a scale from A+ (very low emissions) to C (high emissions).

RANKING USE

The classification of parquet flooring is based on the class of use. The UPEC* classification does not apply to parquet flooring insofar as it can be renovated, but an equivalence can be made :

SUPPORT	THICKNESS (MM)	RANK	UPEC EQUIVALENCE
LOFT	14		U2s P2 E1 C0

* Wear, punching, water, chemistry.