

# Geometrix

## Loft Pro Oak

---

PANELS RANGE

---



*Geometrix, Raw oak - Sample with no contract engagement.*

---

### DESIGN PARQUET

654 rue du Chalonge, P.A. du Haut-Montigné / 35370 Torcé / FRANCE  
Tél. +33 (0)2 99 49 66 66 / Fax +33 (0)2 99 49 66 67  
E-mail France : [commercial@designparquet.fr](mailto:commercial@designparquet.fr)  
E-mail Export : [export@designparquet.fr](mailto:export@designparquet.fr)

[www.designparquet.com](http://www.designparquet.com)

Previous data sheet are invalid. Errors or technical informations can be changes without notice.  
Updated in : June 2025.

# DATA SHEET - GEOMETRIX PANELS

## CHARACTERISTICS

**Species (origin) :** Oak (Europe).

**Grade :** PR-BIS=PRIME-BIS

Grade PR-BIS : Knots up to 15 mm, sapwoodless, slight colour variations and possible discoloration.

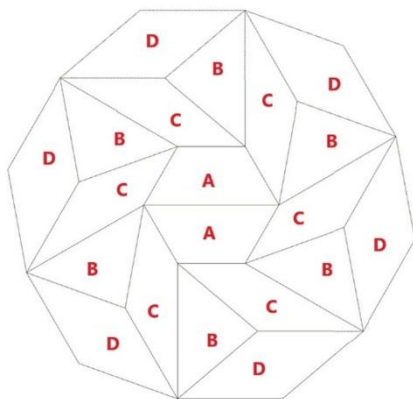
**Support :** Loft pro : engineered wood flooring on birch plywood base.

**Density :** 650 kg/m<sup>3</sup>.

**Finishing :** Raw (Varnished or Oiled on request).

**Assembly :** Tongue and groove (T+G).

**Possible appearance :** Natural (Brushed, Heavy brushed, Distressed or Sawn marks on request).



SUPPORT	PATTERN	DIMENSION (MM)	TOP LAYER	BEVELS	THERMAL RESISTANCE K/W
LOFT PRO	A+B+C+D	15 x Ø 724,27 mm *	4,0 mm	NO	0,09 m <sup>2</sup>

\* Surfaces and sizes per piece of the pattern: consult us. Supplied in pieces.

## TYPES OF INSTALLATION

- Glued according to NF DTU 51-2.

## COMPATIBILITIES

Compatible on low temperature hydraulic underfloor heating and cooling (according size) :

COMPATIBILITIES			GLUED LAYING	
SUPPORT	THICKNESS (MM)	DIAMETER (MM)	HEATING UNDERFLOOR	HEATING/COOLING UNDERFLOOR
LOFT PRO	15	724,27	OUI	OUI

It is imperative to start the heating 4 weeks before the beginning of the laying.  
Heater off 48 hours before laying. Wait for 1 week and restart the heating gradually over 15-20 days. It is traditionally recommended a thermal resistance less than or equal to 0.09 m<sup>2</sup>.K/W.  
For higher thermal resistances, a certain loss of capacity must therefore be considered.  
It is imperative to respect the laying rules and the manufacturer's recommendations for use, as well as the governing regulations :

- NF DTU 35.14 – Execution of hot water floors.
- The CSTB 3164 booklet – Reversible floors.

Suitable with ISO dB and Iso alu (Cf data sheet).

## FLOOR MAINTENANCE

*(If Design Parquet finish requested)*

After installation, it is imperative to apply the following products to the parquet floor, depending on its finish :


FINISHING	DAILY CLEANING	REGULAR MAINTENANCE AND AFTER INSTALLATION	
VARNISH	CLEANER	(L+) RENOVATOR MATT	(R+)
NATURA OIL	NATURAL SOAP	(S+) MAINTENANCE OIL	(N+)
COLOURLESS OIL	NATURAL SOAP	(S+) MAINTENANCE OIL	(H+)

- Remember to put protective pads under the legs of chairs and furniture.
- Carry out regular maintenance with a vacuum cleaner, broom, woollen cloth.
- Never wash your floor with large amounts of water.
- Do not use aggressive, abrasive, silicone or ammonia detergents.
- For persistent stains, remove with a damp sponge and neutral detergent.

## INFORMATIONS

- Air humidity at the time of laying and throughout the life of the product must be between 45% and 65%.
- Fire classification :
  - Dfl-s1 (Loft pro)
- Hardness rank : C.
- Oak Monnin hardness : 4,2.

## VOC EMISSIONS



\*Information on the level of volatile compounds emission in inside air, that present a toxicity risk by inhalation, on a scale from A+ (very low emissions) to C (high emissions).

## RANKING USE

The classification of parquet flooring is based on the class of use. The UPEC\* classification does not apply to parquet flooring insofar as it can be renovated, but an equivalence can be made :

SUPPORT	THICKNESS (MM)	RANK	UPEC EQUIVALENCE
LOFT PRO	15 (4,0 mm)		U <sub>3</sub> P <sub>2</sub> E <sub>1</sub> C <sub>0</sub>

\* Wear, punching, water, chemistry.



# Geometrix

## Loft Pro Walnut US

PANELS RANGE



*Geometrix, Walnut US, with bevels, Natura oiled - Sample with no contract engagement.*

### DESIGN PARQUET

654 rue du Chalonge, P.A. du Haut-Montigné / 35370 Torcé / FRANCE  
Tél. +33 (0)2 99 49 66 66 / Fax +33 (0)2 99 49 66 67  
E-mail France : [commercial@designparquet.fr](mailto:commercial@designparquet.fr)  
E-mail Export : [export@designparquet.fr](mailto:export@designparquet.fr)

[www.designparquet.com](http://www.designparquet.com)

Previous data sheet are invalid. Errors or technical informations can be changes without notice.  
Updated in : June 2025.

# DATA SHEET - GEOMETRIX PANELS

## CHARACTERISTICS

**Species (origin) :** Walnut (North America).

**Description :** Yellowish to brown with darker veins, straight to wavy wood fiber. Middle to rough wood grain.

**Grade :** PR=PRIME - RU=RUSTIC

**Mixed grade PR/RU :** Parquet floor with small knots and knots up to 25 mm (40 mm for planks with width  $\geq 120$  mm), with no limit on the number of knots. Discoloration and color variation allowed. Light sapwood.

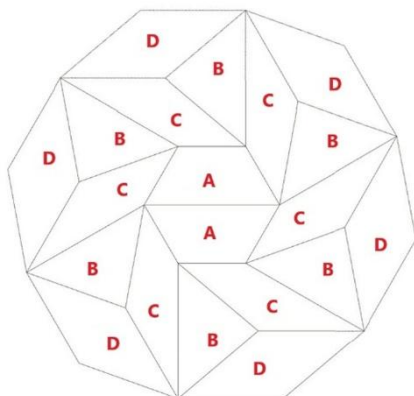
**Support :** Loft pro : engineered wood flooring on birch plywood base.

**Density :** 630 kg/m<sup>3</sup>.

**Finishing :** Raw (Varnished or Oiled on request).

**Assembly :** Tongue and groove (T+G).

**Possible appearance :** Natural (Brushed, Heavy brushed, Distressed or Sawn marks on request).



SUPPORT	PATTERN	DIMENSION (MM)	TOP LAYER	BEVELS	THERMAL RESISTANCE K/W
LOFT PRO	A+B+C+D	15 x Ø 724,27 mm *	4,0 mm	NO	0,09 m <sup>2</sup>

\* Surfaces and sizes per piece of the pattern: consult us. Supplied in pieces.

## TYPES OF INSTALLATION

- Glued according to NF DTU 51-2.

## COMPATIBILITIES

Compatible on low temperature hydraulic underfloor heating and cooling (according size) :

COMPATIBILITIES			GLUED LAYING	
SUPPORT	THICKNESS (MM)	DIAMETER (MM)	HEATING UNDERFLOOR	HEATING/COOLING UNDERFLOOR
LOFT PRO	15	724,27	OUI	OUI

It is imperative to start the heating 4 weeks before the beginning of the laying.  
Heater off 48 hours before laying. Wait for 1 week and restart the heating gradually over 15-20 days. It is traditionally recommended a thermal resistance less than or equal to 0.09 m<sup>2</sup>.K/W.  
For higher thermal resistances, a certain loss of capacity must therefore be considered.  
It is imperative to respect the laying rules and the manufacturer's recommendations for use, as well as the governing regulations :

- NF DTU 35.14 – Execution of hot water floors.
- The CSTB 3164 booklet – Reversible floors.

Suitable with ISO dB and Iso alu (Cf data sheet).

## FLOOR MAINTENANCE

(If Design Parquet finish requested)

After installation, it is imperative to apply the following products to the parquet floor, depending on its finish :

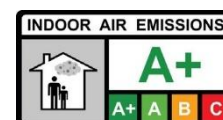
FINISHING	DAILY CLEANING	REGULAR MAINTENANCE AND AFTER INSTALLATION	
VARNISH	CLEANER	(L+) RENOVATOR MATT	(R+)
NATURA OIL	NATURAL SOAP	(S+) MAINTENANCE OIL	(N+)
COLOURLESS OIL	NATURAL SOAP	(S+) MAINTENANCE OIL	(H+)

- Remember to put protective pads under the legs of chairs and furniture.
- Carry out regular maintenance with a vacuum cleaner, broom, woollen cloth.
- Never wash your floor with large amounts of water.
- Do not use aggressive, abrasive, silicone or ammonia detergents.
- For persistent stains, remove with a damp sponge and neutral detergent.

## INFORMATIONS

- Air humidity at the time of laying and throughout the life of the product must be between 45% and 65%.
- Fire classification :
  - Dfl-s1 (Loft pro)
- Hardness rank : B.
- Walnut Monnin hardness : 3,2.

## VOC EMISSIONS



\*Information on the level of volatile compounds emission in inside air, that present a toxicity risk by inhalation, on a scale from A+ (very low emissions) to C (high emissions).

## RANKING USE

The classification of parquet flooring is based on the class of use. The UPEC\* classification does not apply to parquet flooring insofar as it can be renovated, but an equivalence can be made :

SUPPORT	THICKNESS (MM)	RANK	UPEC EQUIVALENCE
LOFT PRO	15 (4,0 mm)		U2s P2 E1 C0

\* Wear, punching, water, chemistry.