

# RUSTIC OAK

NATURAL LOFT PRO OAK RANGE



*Rustic Oak, colourless varnish. Sample with no contract engagement*

## DESIGN PARQUET

654 rue du Chalonge, P.A. du Haut-Montigné / 35370 Torcé / FRANCE  
Tél. +33 (0)2 99 49 66 66 / Fax +33 (0)2 99 49 66 67  
E-mail France : [commercial@designparquet.fr](mailto:commercial@designparquet.fr)  
E-mail Export : [export@designparquet.fr](mailto:export@designparquet.fr)

[www.designparquet.com](http://www.designparquet.com)

Previous data sheets are invalid. Errors or technical informations  
can be changes without notice.  
Updated in : January 2026.

# DATA SHEET – RUSTIC LOFT PRO OAK

## CHARACTERISTICS

**Species (origin) :** Oak (Europe).

**Grade :** RUSTIC (RU) : Without sapwood. Knots up to 25 mm, which can up to 40 mm for the widest strips (≥120 mm) with no limit on the number of knots. Open and through-knots accepted. Color variations. Discoloration allowed. *Unfinished wood flooring square edge : open knots not filled and not sanded. Unfinished 4 bevels : filled and not sanded. Finished wood flooring : filled knots.*

**Support :** Loft Pro : engineered wood flooring on plywood base.

**Density :** 650 kg/m³.

**Finishing :** Raw, Varnished (matt or colourless or satin), Oiled (Natura or colourless), or matt ROC Varnish.

**Assembly :** Tongue and groove (T+G)..

**Possible appearance :** Distressed (no bevels), brushed, structured, relief, sawn marks.

**Laying :** Random lengths strips, Chevron, Herringbone, French style (others laying on request).

LAYING	SIZE (MM) <sup>(1)</sup>	TOP LAYER	BEVELS	THERMAL RESISTANCE K/W
RANDOM LENGTHS STRIPS	12 x 90/145/180	3,2 mm	2	0,08 m²
	15 x 90/145/180	4,5 mm	2	0,09 m²
	15 x 220	4,0 mm <sup>(2)</sup>	2	0,09 m²
	20 x 180	4,5 mm 7,0 mm	2	0,13 m²
	XXL 20 x 295	4,0 mm <sup>(2)</sup>	2	0,13 m²
FRENCH STYLE	12 x 90+145+180	3.2 mm	2	0.08 m²
	15 x 90+145+220	4.5 mm	2	0.09 m²
CHEVRON	12 x 90 x 600	3.2 mm	4	0.08 m²
	12 x 120 x 800 <sup>(3)</sup>	3.2 mm	4	0.08 m²
	15 x 90 x 600	4.5 mm	4	0.09 m²
HERRINGBONE	12 x 90 x 500	3.2 mm	4	0.08 m²
	12 x 145 x 800 <sup>(3)</sup>	3.2 mm	4	0.08 m²
	15 x 90 x 500	4.5 mm	4	0.09 m²

(1) Refer to the pricelist to know all length available according to the size.

(2) Top layer 4.5 mm instead of 4.0 mm (or ROC varnish finish) on request, to reach the superior ranking use

(3) Grade PR/RU : mix of Premier and Rustic grade.

## TYPES OF INSTALLATION

- Floating according to DTU 51-11
- Glued according to NF DTU 51-2.
- Nailed according to DTU 51-1 (mini thickness 20 mm).

## COMPATIBILITIES

Compatible on low temperature hydraulic underfloor heating and cooling (according size) :

COMPATIBILITIES			GLUED LAYING		FLOATING LAYING	
SUPPORT	THICKNESS (MM)	WIDTH (MM)	HEATING UNDERFLOOR	COOLING UNDERFLOOR	HEATING UNDERFLOOR	COOLING UNDERFLOOR
LOFT PRO	12	90/120/145/180	OUI	OUI	OUI	NON
	15	90/145/180/220	OUI	OUI	OUI	NON
	20	180/295	OUI	NON	NON	NON

It is imperative to start the heating 4 weeks before the beginning of the laying.  
 Heater off 48 hours before laying. Wait for 1 week and restart the heating gradually over 15-20 days. It is traditionally recommended a thermal resistance less than or equal to 0.09 m².K/W.  
 For higher thermal resistances, a certain loss of capacity must therefore be considered.  
 It is imperative to respect the laying rules and the manufacturer's recommendations for use, as well as the governing regulations :

- NF DTU 35.14 – Execution of hot water floors.
- The CSTB 3164 booklet – Reversible floors.

Suitable with ISO dB and Iso alu (Cf data sheet).

## FLOOR MAINTENANCE

After installation, it is imperative to apply the following products to the parquet floor, depending on its finish :

FINISHING	DAILY CLEANING	AFTER INSTALLATION AND REGULAR MAINTENANCE	
VARNISH	CLEANER	RENOVATOR MATT	
NATURA OIL	NATURAL SOAP	MAINTENANCE OIL	
COLOURLESS OIL	NATURAL SOAP	MAINTENANCE OIL	

- Remember to put protective pads under the legs of chairs and furniture.
- Carry out regular maintenance with a vacuum cleaner, broom, woollen cloth.
- Never wash your floor with large amounts of water.
- Do not use aggressive, abrasive, silicone or ammonia detergents.
- For persistent stains, remove with a damp sponge and neutral detergent.

## INFORMATIONS

- Air humidity at the time of laying and throughout the life of the product must be between 40% and 60%.
- Fire classification :
  - Dfl-s1
  - Cfl-s1 (with top layer > 5 mm)
- Hardness rank : C.
- Oak Monnin hardness : 4,2.

## VOC EMISSIONS



\*Information on the level of volatile compounds emission in inside air, that present a toxicity risk by inhalation, on a scale from A+ (very low emissions) to C (high emissions).

## RANKING USE

The classification of parquet flooring is based on the class of use. The UPEC\* classification does not apply to parquet flooring insofar as it can be renovated, but an equivalence can be made :

SUPPORT	THICKNESS (MM)	RANK	UPEC EQUIVALENCE
LOFT PRO	12/15/20 (3,2 ; 4,0 mm)		U <sub>3</sub> P <sub>3</sub> E <sub>1</sub> C <sub>0</sub>
	15 (4,5 mm)		U <sub>3S</sub> P <sub>3</sub> E <sub>1</sub> C <sub>0</sub>
	20 (7,0 mm)		U <sub>3S</sub> P <sub>3</sub> E <sub>1</sub> C <sub>0</sub>

\* Wear, punching, water, chemistry.

# RUSTIC OAK

NATURAL SOLID OAK RANGE



*Rustic oak, colourless varnish. Sample with no contract engagement.*

## DESIGN PARQUET

654 rue du Chalonge, P.A. du Haut-Montigné / 35370 Torcé / FRANCE  
Tél. +33 (0)2 99 49 66 66 / Fax +33 (0)2 99 49 66 67  
E-mail France : [commercial@designparquet.fr](mailto:commercial@designparquet.fr)  
E-mail Export : [export@designparquet.fr](mailto:export@designparquet.fr)

[www.designparquet.com](http://www.designparquet.com)

Previous data sheets are invalid. Errors or technical informations  
can be changes without notice.  
Updated in : January 2026.



# DATA SHEET - RUSTIC OAK SOLID

## CHARACTERISTICS

**Species (origin) :** Oak (Europe).

**Grade :** RUSTIC (RU) : Without sapwood. Knots up to 25 mm, which can up to 40 mm for the widest strips ( $\geq 120$  mm) with no limit on the number of knots. Open and through-knots accepted. Color variations. Discoloration allowed. *Unfinished wood flooring square edge : open knots not filled and not sanded. Unfinished 4 bevels : filled and not sanded. Finished wood flooring : filled knots.*

**Support :** Solid

**Density :** 650 kg/m<sup>3</sup>.

**Finishing :** Raw, Varnished (matt or colourless or satin), Oiled (Natura or colourless), or matt ROC Varnish.

**Assembly :** Tongue and groove (T+G), Lamparquet (10x50/60).

**Possible appearance :** Distressed (no bevels), brushed, heavy brushed, very heavy brushed, sawn marks.

**Pattern :** Random lengths strips, Chevron, Herringbone, French style (others laying on request).

SUPPORT	SIZE (MM) <sup>(1)</sup>	TOP LAYER	BEVELS	THERMAL RESISTANCE K/W
RANDOM LENGTHS STRIPS	10 x 50/60 (lamparquet)	10	NO	0,06 m <sup>2</sup>
	10 x 70	10	NO or 4	0,06 m <sup>2</sup>
	14 x 70/90/130	6	NO or 4	0,09 m <sup>2</sup>
	20 x 140/180	9	NO or 4	0,13 m <sup>2</sup>
	23 x 50/60/70/90/120	9	NO or 4	0,14 m <sup>2</sup>
FRENCH STYLE	14 x 70/90/130	6	NO ou 4	0.09 m <sup>2</sup>
	20 x 90/140/180	9	NO or 4	0,13 m <sup>2</sup>
CHEVRON	14 x 70/90/130	6	NO ou 4	0.09 m <sup>2</sup>
	23 x 70/90	9	NO ou 4	0.14 m <sup>2</sup>
HERRINGBONE	14 x 70/90/130	6	NO ou 4	0.09 m <sup>2</sup>
	23 x 70/90	9	NO ou 4	0.14 m <sup>2</sup>

(1) Refer to the pricelist to know all length available according to the size.

## TYPES OF INSTALLATION

- Glued according to NF DTU 51-2.
- Nailed according to DTU 51-1 (mini thickness 20 mm).

## COMPATIBILITIES

Compatible on low temperature hydraulic underfloor heating and cooling (according size) :

COMPATIBILITIES			GLUED LAYING		FLOATING LAYING	
SUPPORT	THICKNESS (MM)	WIDTH (MM)	HEATING UNDERFLOOR	COOLING UNDERFLOOR	HEATING UNDERFLOOR	COOLING UNDERFLOOR
SOLID	10	50/60/70	OUI	OUI	-	-
	14	70/90/110/130	OUI	OUI	-	-
	20	140	OUI	NON	-	-
	20	180	NON	NON	-	-
	23	50/60/70/90/120	NON	NON	-	-

It is imperative to start the heating 4 weeks before the beginning of the laying.

Heater off 48 hours before laying. Wait for 1 week and restart the heating gradually over 15-20 days. It is traditionally recommended a thermal resistance less than or equal to 0.09 m<sup>2</sup>.K/W.

For higher thermal resistances, a certain loss of capacity must therefore be considered.

It is imperative to respect the laying rules and the manufacturer's recommendations for use, as well as the governing regulations :

- NF DTU 35.14 – Execution of hot water floors.
- The CSTB 3164 booklet – Reversible floors.

Suitable with ISO dB and Iso alu (Cf data sheet).

## FLOOR MAINTENANCE

After installation, it is imperative to apply the following products to the parquet floor, depending on its finish :

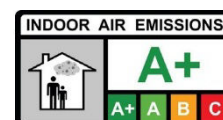
FINISHING	DAILY CLEANING	AFTER INSTALLATION AND REGULAR MAINTENANCE	
VARNISH	CLEANER		RENOVATOR MATT 
NATURA OIL	NATURAL SOAP		MAINTENANCE OIL 
COLOURLESS OIL	NATURAL SOAP		MAINTENANCE OIL 

- Remember to put protective pads under the legs of chairs and furniture.
- Carry out regular maintenance with a vacuum cleaner, broom, woollen cloth.
- Never wash your floor with large amounts of water.
- Do not use aggressive, abrasive, silicone or ammonia detergents.
- For persistent stains, remove with a damp sponge and neutral detergent.

## INFORMATIONS

- Air humidity at the time of laying and throughout the life of the product must be between 40% and 60%.
- Fire classification :
  - Cfl-s1
- Hardness rank : C.
- Oak Monnin hardness : 4,2.





## VOC EMISSIONS



\*Information on the level of volatile compounds emission in inside air, that present a toxicity risk by inhalation, on a scale from A+ (very low emissions) to C (high emissions).

## RANKING USE

The classification of parquet flooring is based on the class of use. The UPEC\* classification does not apply to parquet flooring insofar as it can be renovated, but an equivalence can be made :

SUPPORT	THICKNESS (MM)	RANK	UPEC EQUIVALENCE
SOLID	10 (lamparquet)		U <sub>3s</sub> P <sub>3</sub> E <sub>1</sub> C <sub>0</sub>
	10 (T+G)		U <sub>3</sub> P <sub>3</sub> E <sub>1</sub> C <sub>0</sub>
	14		U <sub>3s</sub> P <sub>3</sub> E <sub>1</sub> C <sub>0</sub>
	20/23		U <sub>3s</sub> P <sub>3</sub> E <sub>1</sub> C <sub>0</sub>

\* Wear, punching, water, chemistry.