

CAMPAGNE OAK

NATURAL OAK RANGE



DESIGN PARQUET

654 rue du Chalonge, P.A. du Haut-Montigné / 35370 Torcé / FRANCE
Tél. +33 (0)2 99 49 66 66 / Fax +33 (0)2 99 49 66 67
E-mail France : commercial@designparquet.fr
E-mail Export : export@designparquet.fr

www.designparquet.com

Previous data sheets are invalid. Errors or technical informations
can be changes without notice.
Updated in : April 2025.

DATA SHEET - CAMPAGNE OAK

CHARACTERISTICS

Species (origin) : Oak (Europe).

Grade : CAMPAGNE (CA) : Knots with unlimited and various sizes with wormhole limited. Pierced and crossed knots allowed. Open and through-knots accepted. Heavy color variations possible. Discoloration allowed. Cracks are limited to 50 mm in end's strip. *Unfinished wood flooring square edge : open knots not filled and not sanded. Unfinished 4 bevels : filled and not sanded. Finished wood flooring : filled knots.*

Sapwood : WITHOUT sapwood (CA grade without sapwood) or WITH sapwood tolerated and limitless (CA grade with sapwood or mixed grade NA/CA), according to product.

Support : Solid, Loft Pro : engineered wood flooring on birch plywood base.

Density : 650 kg/m³.

Finishing : Raw, Varnished (matt or colourless), Oiled (Natura or colourless), or matt ROC Varnish.

Assembly : Tongue and groove (T+G).

Possible appearance : Distressed (no bevels), brushed, structured, sawn marks.

Pattern : Random lengths strips, Chevron, Herringbone, French style, Brick pattern, Ship deck, Ladder pattern.

SUPPORT	GRADE	SAPWOOD	SIZE (MM) ⁽¹⁾	TOP LAYER	BEVELS	THERMAL RESISTANCE K/W
SOLID	CA	WITH	14 x 110/130	-	NO or 4	0,09 m ²
	CA	WITH	20 x 140/180	-	NO or 4	0,13 m ²
	CA	WITH	23 x 90/120	-	NO or 4	0,14 m ²
LOFT PRO	NA/CA	WITH	12 x 90	3,2 mm	2	0,08 m ²
	CA	WITHOUT	12 x 145/180	3,2 mm	2	0,08 m ²
	NA/CA	WITH	16 x 90	4,5 mm	2	0,10 m ²
	CA	WITHOUT	16 x 145/180/220	4,5 mm	2	0,10 m ²
	CA	WITHOUT	20 x 180	4,5 mm 7,0 mm	2	0,13 m ²
	CA	WITHOUT	XXL 20 x 295	4,0 mm ⁽²⁾	2	0,13 m ²

(1) Refer to the pricelist to know all length available according to the size.

(2) Top layer 4.5 mm instead of 4.0 mm (or ROC varnish finish) on request, to reach the superior ranking use.

TYPES OF INSTALLATION

- Floating according to DTU 51-11 (only for Loft Pro).
- Glued according to NF DTU 51-2.
- Nailed according to DTU 51-1 (mini thickness 20 mm).

COMPATIBILITIES

Compatible on low temperature hydraulic underfloor heating and cooling (according size) :

COMPATIBILITIES			GLUED LAYING		FLOATING LAYING	
SUPPORT	THICKNESS (MM)	WIDTH (MM)	HEATING UNDERFLOOR	COOLING UNDERFLOOR	HEATING UNDERFLOOR	COOLING UNDERFLOOR
SOLID	14	110/130	YES	YES	-	-
	20	140	YES	NO	-	-
	20	180	NO	NO	-	-
	23	90/120	NO	NO	-	-
LOFT PRO	12	90/145/180	YES	YES	YES	NO
	16	90/145/180/220	YES	YES	YES	NO
	20	180/295	YES	NO	NO	NO

It is imperative to start the heating 4 weeks before the beginning of the laying.

Heater off 48 hours before laying. Wait for 1 week and restart the heating gradually over 15-20 days. It is traditionally recommended a thermal resistance less than or equal to 0.09 m².K/W.

For higher thermal resistances, a certain loss of capacity must therefore be considered.







It is imperative to respect the laying rules and the manufacturer's recommendations for use, as well as the governing regulations :

- NF DTU 35.14 – Execution of hot water floors.
- The CSTB 3164 booklet – Reversible floors.

Suitable with ISO dB and Iso alu (Cf data sheet).

FLOOR MAINTENANCE

After installation, it is imperative to apply the following products to the parquet floor, depending on its finish :

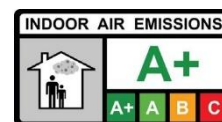
FINISHING	DAILY CLEANING	AFTER INSTALLATION AND REGULAR MAINTENANCE	
VARNISH	CLEANER		RENOVATOR MATT 
NATURA OIL	NATURAL SOAP		MAINTENANCE OIL 
COLOURLESS OIL	NATURAL SOAP		MAINTENANCE OIL 

- Remember to put protective pads under the legs of chairs and furniture.
- Carry out regular maintenance with a vacuum cleaner, broom, woollen cloth.
- Never wash your floor with large amounts of water.
- Do not use aggressive, abrasive, silicone or ammonia detergents.
- For persistent stains, remove with a damp sponge and neutral detergent.

INFORMATIONS

- Air humidity at the time of laying and throughout the life of the product must be between 45% and 65%.
- Fire classification :
 - Dfl-s1 (Loft pro with top layer < 5 mm)
 - Cfl-s1 (Solid and Loft Pro with top layer > 5 mm)
- Hardness rank : C.
- Oak Monnin hardness : 4,2.







VOC EMISSIONS



*Information on the level of volatile compounds emission in inside air, that present a toxicity risk by inhalation, on a scale from A+ (very low emissions) to C (high emissions).

RANKING USE

The classification of parquet flooring is based on the class of use. The UPEC* classification does not apply to parquet flooring insofar as it can be renovated, but an equivalence can be made :

SUPPORT	THICKNESS (MM)	RANK	UPEC EQUIVALENCE
SOLID	14		U _{3s} P ₃ E ₁ C ₀
	20/23		U _{3s} P ₃ E ₁ C ₀
LOFT PRO	12 (3,2 mm)		U ₃ P ₂ E ₁ C ₀
	20 (4,0 mm)		U ₃ P ₂ E ₁ C ₀
	16/20 (4,5 mm)		U _{3s} P ₃ E ₁ C ₀
	20 (7,0 mm)		U _{3s} P ₃ E ₁ C ₀

* Usure, Poinçonnement, Eau, Chimie.