

Zéphyr

MOUNTAINS RANGE



Knots



Light sapwood



Very heavy brushed



End's strip
heavy brushed



Sample with no contract engagement.

DESIGN PARQUET

654 rue du Chalonge, P.A. du Haut-Montigné / 35370 Torcé / FRANCE
Tél. +33 (0)2 99 49 66 66 / Fax +33 (0)2 99 49 66 67
E-mail France : commercial@designparquet.fr
E-mail Export : export@designparquet.fr

www.designparquet.com

Previous data sheets are invalid. Errors or technical informations
can be changes without notice.
Updated in : January 2026.

DATA SHEET - ZÉPHYR

CHARACTERISTICS

Species (origin) : Oak (Europe).

Grade : RU=RUSTIC - CA=CAMPAGNE

Mixed grade RU/CA : Parquet floor with knots (filled or partially opened) with unlimited and various sizes. Wormhole limited. Discoloration and color variations allowed. Cracks are limited to 50 mm in end's strip. Healthy sapwood is tolerated limitless.

Support : Loft Pro : engineered wood flooring on birch plywood base.

Density : 650 kg/m³.

Finishing : Matt varnish.

Material effects : Very heavy brushed (top layer and end's strip), light sapwood.

Assembly : Tongue and groove (T+G).

SUPPORT	SIZE (MM)	LENGTH (MM)	TOP LAYER	BEVELS	THERMAL RESISTANCE K/W
LOFT PRO	12 x 180	600-2000	3,2 mm	2	0,08 m ²

COMPATIBILITIES

Compatible on low temperature hydraulic underfloor heating and cooling (according size) :

COMPATIBILITIES			GLUED LAYING		FLOATING LAYING	
SUPPORT	THICKNESS (MM)	WIDTH (MM)	HEATING UNDERFLOOR	HEATING/COOLING UNDERFLOOR	HEATING UNDERFLOOR	HEATING/COOLING UNDERFLOOR
LOFT PRO	12	180	YES	YES	YES	NO

It is imperative to start the heating 4 weeks before the beginning of the laying. Heater off 48 hours before laying. Wait for 1 week and restart the heating gradually over 15-20 days. It is traditionally recommended a thermal resistance less than or equal to 0.09 m².K/W. For higher thermal resistances, a certain loss of capacity must therefore be considered. It is imperative to respect the laying rules and the manufacturer's recommendations for use, as well as the governing regulations :



- NF DTU 35.14 – Execution of hot water floors.
- The CSTB 3164 booklet – Reversible floors.

Suitable with ISO dB and Iso alu (Cf data sheet).

TYPES OF INSTALLATION

- Floating according to DTU 51-11.
- Glued according to NF DTU 51-2.

FLOOR MAINTENANCE

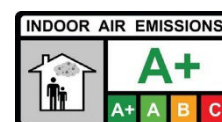
After laying, apply two coats of  **Renovator matt** on new parquet (metallising), and repeat the operation once or twice a year or more if necessary. It is applied undiluted with a microfiber mop (follow the instructions for use). For difficult stains or to remove old coats of Metalliser, consider the Overactivated Cleaner. Routine maintenance should be carried out with  **cleaner**.

- Remember to put protective pads under the legs of chairs and furniture.
- Carry out regular maintenance with a vacuum cleaner, broom, woollen cloth.
- Never wash your floor with large amounts of water.
- Do not use aggressive, abrasive, silicone or ammonia detergents.
- For persistent stains, remove with a damp sponge and neutral detergent.

INFORMATIONS

- Air humidity at the time of laying and throughout the life of the product must be between 40% and 60%.
- Fire classification :
 - Dfl-s1 (according to NF EN 14342)
- Hardness rank : C.
- Oak Monnin hardness : 4,2.

VOC EMISSIONS



*Information on the level of volatile compounds emission in inside air, that present a toxicity risk by inhalation, on a scale from A+ (very low emissions) to C (high emissions).

RANKING USE

The classification of parquet flooring is based on the class of use. The UPEC* classification does not apply to parquet flooring insofar as it can be renovated, but an equivalence can be made :

SUPPORT	THICKNESS (MM)	RANK	UPEC EQUIVALENCE
LOFT PRO	12		U ₃ P ₃ E ₁ C ₀

* Wear, punching, water, chemistry.