


# Thermo Ash

---

HARDWOOD RANGE

---



*Sample with no contract engagement.*

---

## DESIGN PARQUET

654 rue du Chalonge, P.A. du Haut-Montigné / 35370 Torcé / FRANCE  
Tél. +33 (0)2 99 49 66 66 / Fax +33 (0)2 99 49 66 67  
E-mail France : [commercial@designparquet.fr](mailto:commercial@designparquet.fr)  
E-mail Export : [export@designparquet.fr](mailto:export@designparquet.fr)

[www.designparquet.com](http://www.designparquet.com)

Previous data sheet are invalid. Errors or technical informations can  
be changes without notice.  
Updated in : May 2025.

# DATA SHEET - THERMO ASH

## CHARACTERISTICS

**Species (origin) :** Ash (Europe).

**Description :** After heat treatment, the ash takes on a caramel brown hue in the mass. The molecular structure of the wood is modified by being brought to a temperature of 210°C in successive stages, giving it excellent durability and making it almost hydrophobic. This process also gives it increased resistance to attacks by wood-boring insects and fungi.

**Grade :** PR=PRIME - RU=RUSTIC

**Mixed grade PR/RU :** Parquet floor with small knots and knots up to 25 mm (40 mm for planks with width  $\geq 120$  mm), with no limit on the number of knots. Discoloration and color variation allowed. Light sapwood.

**Support :** Loft Pro : engineered wood flooring on birch plywood base.

**Density :** 720 kg/m<sup>3</sup>.

**Mass processing :** Thermo-treated 210°.

**Finishing :** Satin varnish.

**Assembly :** Tongue and groove (T+G).

**Specificity :** Thanks to the thermo-treat process, each floorboard develops distinct color variations, from warm, intense tones to darker, mysterious hues. These living, evolving colors will continue to change subtly over time.

SUPPORT	SIZE (MM)	LENGTH (MM)	TOP LAYER	BEVELS	THERMAL RESISTANCE K/W
LOFT PRO	15 x 160	600-2000	3,2 mm	2	0,09 m <sup>2</sup>

## TYPE OF INSTALLATION

- Floating according to DTU 51-11.
- Glued according to NF DTU 51-2.

## COMPATIBILITIES

Compatible on low temperature hydraulic underfloor heating and cooling (according size) :



COMPATIBILITIES			GLUED LAYING		FLOATING LAYING	
SUPPORT	THICKNESS (MM)	WIDTH (MM)	HEATING UNDERFLOOR	HEATING/COOLING UNDERFLOOR	HEATING UNDERFLOOR	HEATING/COOLING UNDERFLOOR
LOFT PRO	15	160	YES	YES	YES	NO

It is imperative to start the heating 4 weeks before the beginning of the laying.  
Heater off 48 hours before laying. Wait for 1 week and restart the heating gradually over 15-20 days. It is traditionally recommended a thermal resistance less than or equal to 0.09 m<sup>2</sup>.K/W.  
For higher thermal resistances, a certain loss of capacity must therefore be considered.  
It is imperative to respect the laying rules and the manufacturer's recommendations for use, as well as the governing regulations :

- NF DTU 35.14 – Execution of hot water floors.
- The CSTB 3164 booklet – Reversible floors.

Suitable with ISO dB and Iso alu (Cf data sheet).

## FLOOR MAINTENANCE

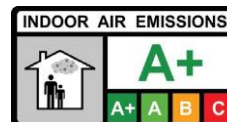
After laying, apply two coats of  Renovator matt on new parquet (metallising), and repeat the operation once or twice a year or more if necessary. It is applied undiluted with a microfiber mop (follow the instructions for use). For difficult stains or to remove old coats of Metalliser, consider the Overactivated Cleaner. Routine maintenance should be carried out with  cleaner.

- Remember to put protective pads under the legs of chairs and furniture.
- Carry out regular maintenance with a vacuum cleaner, broom, woollen cloth.
- Never wash your floor with large amounts of water.
- Do not use aggressive, abrasive, silicone or ammonia detergents.
- For persistent stains, remove with a damp sponge and neutral detergent.

## INFORMATIONS

- Air humidity at the time of laying and throughout the life of the product must be between 45% and 65%.
- Fire classification :
  - Dfl-s1 (according to NF EN 14342)
- Hardness rank : C.
- Thermo Ash Monnin hardness : 5,3.

## VOC EMISSIONS



\*Information on the level of volatile compounds emission in inside air, that present a toxicity risk by inhalation, on a scale from A+ (very low emissions) to C (high emissions).

## RANKING USE

The classification of parquet flooring is based on the class of use. The UPEC\* classification does not apply to parquet flooring insofar as it can be renovated, but an equivalence can be made :

SUPPORT	THICKNESS (MM)	RANK	UPEC EQUIVALENCE
LOFT PRO	15		U <sub>3</sub> P <sub>2</sub> E <sub>1</sub> C <sub>0</sub>

\* Wear, punching, water, chemistry.