

Purpleheart

EXOTIC RANGE



Satin
varnish



Sample with no contract engagement.

DESIGN PARQUET

654 rue du Chalonge, P.A. du Haut-Montigné / 35370 Torcé / FRANCE
Tél. +33 (0)2 99 49 66 66 / Fax +33 (0)2 99 49 66 67
E-mail France : commercial@designparquet.fr
E-mail Export : export@designparquet.fr

www.designparquet.com

Previous data sheet are invalid. Errors or technical informations can
be changes without notice.
Updated in : January 2026.

DATA SHEET - PURPLEHEART

CHARACTERISTICS

- Species (origin) :** Purpleheart (South of America).
- Description :** Purple wood change to dark brown in sunlight.
- Support :** Solid or Loft Pro : engineered wood flooring on plywood base.
- Density :** 870 kg/m³.
- Finishing :** Raw, Satin varnish, Natura oil or Satin ROC varnish.
- Assembly :** Tongue and groove (T+G).

Particularity : Wood is a natural material that evolves over time. Under the effect of sunlight, the color of your floor will age, a process that stabilizes after a few months of exposure.

SUPPORT	SIZE (MM)	LENGTH (MM)	TOP LAYER	BEVELS	THERMAL RESISTANCE K/W
SOLID	14 x 90	400-1200	-	NO or 4	0,06 m ²
	20 x 130/140 ⁽¹⁾	400-2000	-	NO or 4	0,09 m ²
LOFT PRO	15 x 140/180 ⁽¹⁾	400-1800	3,5 mm	2	0,07 m ²

(1) According wood supply.

TYPES OF INSTALLATION

- Floating according to DTU 51-11 (Loft Pro only).
- Glued according to NF DTU 51-2.
- Nailed according to DTU 51-1 (mini thickness 20 mm).

COMPATIBILITIES

Compatible on low temperature hydraulic underfloor heating and cooling (according size) :

COMPATIBILITIES			GLUED LAYING		FLOATING LAYING	
SUPPORT	THICKNESS (MM)	WIDTH (MM)	HEATING UNDERFLOOR	HEATING/COOLING UNDERFLOOR	HEATING UNDERFLOOR	HEATING/COOLING UNDERFLOOR
SOLID	14	90	YES	YES	-	-
	20	130/140	YES	NO	-	-
LOFT PRO	15	140/180	YES	YES	YES	NO


It is imperative to start the heating 4 weeks before the beginning of the laying.
 Heater off 48 hours before laying. Wait for 1 week and restart the heating gradually over 15-20 days. It is traditionally recommended a thermal resistance less than or equal to 0.09 m².K/W.
 For higher thermal resistances, a certain loss of capacity must therefore be considered.
 It is imperative to respect the laying rules and the manufacturer’s recommendations for use, as well as the governing regulations :

- NF DTU 35.14 – Execution of hot water floors.
- The CSTB 3164 booklet – Reversible floors.

Suitable with ISO dB and Iso alu (Cf data sheet).

FLOOR MAINTENANCE

After installation, it is imperative to apply the following products to the parquet floor, depending on its Design Parquet finish :

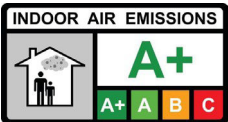
FINISHING	DAILY CLEANING	REGULAR MAINTENANCE AND AFTER INSTALLATION	
VARNISH	CLEANER	 RENOVATOR MATT	
NATURA OIL	NATURAL SOAP	 MAINTENANCE OIL	

- Remember to put protective pads under the legs of chairs and furniture.
- Carry out regular maintenance with a vacuum cleaner, broom, woollen cloth.
- Never wash your floor with large amounts of water.
- Do not use aggressive, abrasive, silicone or ammonia detergents.
- For persistent stains, remove with a damp sponge and neutral detergent.

INFORMATIONS

- Air humidity at the time of laying and throughout the life of the product must be between 40% and 60%.
- Fire classification :
 - Dfl-s1 (Loft pro)
 - Cfl-s1 (solid)
- Hardness rank : D.
- Purpleheart Monnin hardness : 7,6.




VOC EMISSIONS



*Information on the level of volatile compounds emission in inside air, that present a toxicity risk by inhalation, on a scale from A+ (very low emissions) to C (high emissions).

RANKING USE

The classification of parquet flooring is based on the class of use. The UPEC* classification does not apply to parquet flooring insofar as it can be renovated, but an equivalence can be made :

SUPPORT	THICKNESS (MM)	RANK	UPEC EQUIVALENCE
SOLID	14		U3s P3 E1 C0
	20		U3s P3 E1 C0
LOFT PRO	15		U3s P3 E1 C0

* Wear, punching, water, chemistry.