

Cotton

DESIGN DECO RANGE



Sample with no contract engagement.

DESIGN PARQUET

654 rue du Chalonge, P.A. du Haut-Montigné / 35370 Torcé / FRANCE
Tél. +33 (0)2 99 49 66 66 / Fax +33 (0)2 99 49 66 67
E-mail France : commercial@designparquet.fr
E-mail Export : export@designparquet.fr

www.designparquet.com

Previous data sheet are invalid. Errors or technical informations can be changes without notice.
Updated in : January 2026.

DATA SHEET - COTTON

CHARACTERISTICS

Species (origin) : Oak (Europe).

Grade : PR-BIS=PRIME-BIS - RU=RUSTIC - CA=CAMPAGNE

Grade PR-BIS : Knots up to 15 mm, sapwoodless, slight colour variations and possible discoloration.

Mixed grade RU/CA : Parquet floor with knots (filled or partially opened) with unlimited and various sizes. Sapwood and color variations allowed.

RU : Without sapwood. Knots up to 25 mm (40 mm for planks ≥ 120 mm), filled or partially opened, with no limit on number. Variation of colors allowed.

CA : Knots with unlimited and various sizes with wormhole limited. Pierced and crossed knots accepted. Discoloration allowed. Cracks are limited to 50 mm in end's strip. Healthy sapwood is tolerated limitless.

Support : Solid or Loft Pro : engineered wood flooring on birch plywood base.

Density : 650 kg/m³.

Finishing : White, Heavy brushed, Gloss varnish or Matt varnish.

Assembly : Tongue and groove (T+G).

Possible appearance : Distressed (no bevels).

SUPPORT	PATTERN	SIZE (MM)	LENGTH (MM)	TOP LAYER	BEVELS	THERMAL RESISTANCE K/W
SOLID	RANDOM LENGTHS STRIPS	14 x 130	400-1500	-	4	0,09 m ²
	CHEVRON 45°	14 x 90	600	-	4	0,09 m ²
	HERRINGBONE	14 x 90	500	-	4	0,09 m ²
LOFT PRO	RANDOM LENGTHS STRIPS	12 x 145/180	1000-2000*	3,2 mm	2	0,08 m ²
		15 x 220	1000-2000*	4,0 mm	2	0,09 m ²
		15 x 180	1000-2000*	4,5 mm	2	0,09 m ²
		20 x 180	1000-2000*	4,5 mm	2	0,13 m ²
	CHEVRON 45°	XXL 20 x 295	1000-2400*	4,0 mm**	2	0,13 m ²
		12 x 90	600	3,2 mm	4	0,08 m ²
	HERRINGBONE	12 x 120	800	3,2 mm	4	0,08 m ²
		12 x 90	500	3,2 mm	4	0,08 m ²

* 20% lengths < to 1000 mm.

** Top layer of 4,5 mm instead of 4,0 mm (or ROC varnish finish) on request, to achieve the higher ranking use.

COMPATIBILITIES

Compatible on low temperature hydraulic underfloor heating and cooling (according size) :

COMPATIBILITIES			GLUED LAYING		FLOATING LAYING	
SUPPORT	THICKNESS (MM)	WIDTH (MM)	HEATING UNDERFLOOR	HEATING/COOLING UNDERFLOOR	HEATING UNDERFLOOR	HEATING/COOLING UNDERFLOOR
SOLID	14	90/130	YES	YES	-	-
LOFT PRO	12	90/120/145/180	YES	YES	YES	NO
	15	180/220	YES	YES	YES	NO
	20	180/295	YES	NO	NO	NO

It is imperative to start the heating 4 weeks before the beginning of the laying.

Heater off 48 hours before laying. Wait for 1 week and restart the heating gradually over 15-20 days. It is traditionally recommended a thermal resistance less than or equal to 0.09 m².K/W.

For higher thermal resistances, a certain loss of capacity must therefore be considered.

It is imperative to respect the laying rules and the manufacturer's recommendations for use, as well as the governing regulations :



- NF DTU 35.14 – Execution of hot water floors.
- The CSTB 3164 booklet – Reversible floors.

Suitable with ISO dB and Iso alu (Cf data sheet).

TYPES OF INSTALLATION

- Floating according to DTU 51-11 (Loft Pro only).
- Glued according to NF DTU 51-2.
- Nailed according to DTU 51-1 (mini thickness 20 mm).

FLOOR MAINTENANCE

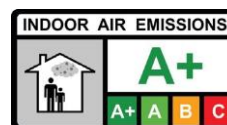
After laying, apply two coats of  Renovator matt on new parquet (metallising), and repeat the operation once or twice a year or more if necessary. It is applied undiluted with a microfiber mop (follow the instructions for use). For difficult stains or to remove old coats of Metalliser, consider the Overactivated Cleaner. Routine maintenance should be carried out with  cleaner.

- Remember to put protective pads under the legs of chairs and furniture.
- Carry out regular maintenance with a vacuum cleaner, broom, woollen cloth.
- Never wash your floor with large amounts of water.
- Do not use aggressive, abrasive, silicone or ammonia detergents.
- For persistent stains, remove with a damp sponge and neutral detergent.

INFORMATIONS

- Air humidity at the time of laying and throughout the life of the product must be between 40% and 60%.
- Fire classification :
 - Dfl-s1 (Loft pro)
 - Cfl-s1 (Solid)
- Hardness rank : C.
- Oak Monnin hardness : 4,2.

VOC EMISSIONS



*Information on the level of volatile compounds emission in inside air, that present a toxicity risk by inhalation, on a scale from A+ (very low emissions) to C (high emissions).

RANKING USE

The classification of parquet flooring is based on the class of use. The UPEC* classification does not apply to parquet flooring insofar as it can be renovated, but an equivalence can be made :

SUPPORT	THICKNESS (MM)	RANK	UPEC EQUIVALENCE
SOLID	14		U _{3S} P ₃ E ₁ C ₀
LOFT PRO	12 (3,2 mm)		U ₃ P ₃ E ₁ C ₀
	15 / 20 (4,0 mm)		U ₃ P ₃ E ₁ C ₀
	15 / 20 (4,5 mm)		U _{3S} P ₃ E ₁ C ₀

* Wear, punching, water, chemistry.