

# Carbone

DESIGN DECO RANGE



*Sample with no contract engagement.*

## DESIGN PARQUET

654 rue du Chalonge, P.A. du Haut-Montigné / 35370 Torcé / FRANCE  
Tél. +33 (0)2 99 49 66 66 / Fax +33 (0)2 99 49 66 67  
E-mail France : [commercial@designparquet.fr](mailto:commercial@designparquet.fr)  
E-mail Export : [export@designparquet.fr](mailto:export@designparquet.fr)

[www.designparquet.com](http://www.designparquet.com)

Previous data sheet are invalid. Errors or technical informations can be changes without notice.  
Updated in : May 2025.

# DATA SHEET - CARBONE

## CHARACTERISTICS

**Species (origin) :** Oak (Europe).

**Grade :** PR-BIS=PRIME-BIS - RU=RUSTIC - CA=CAMPAGNE

**Grade PR-BIS :** Knots up to 15 mm, sapwoodless, slight colour variations and possible discoloration.

**Mixed grade RU/CA :** Parquet floor with knots (filled or partially opened) with unlimited and various sizes. Sapwood and color variations allowed.

RU : Without sapwood. Knots up to 25 mm (40 mm for planks  $\geq 120$  mm), filled or partially opened, with no limit on number. Variation of colors allowed.

CA : Knots with unlimited and various sizes with wormhole limited. Pierced and crossed knots accepted. Discoloration allowed. Cracks are limited to 50 mm in end's strip. Healthy sapwood is tolerated limitless.

**Support :** Solid or Loft Pro : engineered wood flooring on birch plywood base.

**Density :** 650 kg/m<sup>3</sup>.

**Finishing :** Black, Heavy brushed, Gloss varnish or Matt varnish.

**Assembly :** Tongue and groove (T+G).

**Possible appearance :** Distressed (no bevels).

SUPPORT	PATTERN	SIZE (MM)	LENGTH (MM)	TOP LAYER	BEVELS	THERMAL RESISTANCE K/W
SOLID	RANDOM LENGTHS STRIPS	14 x 130	400-1500	-	4	0,09 m <sup>2</sup>
	CHEVRON 45°	14 x 90	500	-	4	0,09 m <sup>2</sup>
	HERRINGBONE	14 x 90	500	-	4	0,09 m <sup>2</sup>
LOFT PRO	RANDOM LENGTHS STRIPS	12 x 145/180	1000-2000*	3,2 mm	2	0,08 m <sup>2</sup>
		15 x 220	1000-2000*	4,0 mm	2	0,09 m <sup>2</sup>
		16 x 180	1000-2000*	4,5 mm	2	0,10 m <sup>2</sup>
		20 x 180	1000-2000*	4,5 mm	2	0,13 m <sup>2</sup>
	CHEVRON 45°	XXL 20 x 295	1000-2400*	4,0 mm**	2	0,13 m <sup>2</sup>
		12 x 90	600	3,2 mm	4	0,08 m <sup>2</sup>
	HERRINGBONE	12 x 125	780	3,2 mm	4	0,08 m <sup>2</sup>
		12 x 90	500	3,2 mm	4	0,08 m <sup>2</sup>

\* 20% lengths < to 1000 mm.

\*\* Top layer of 4,5 mm instead of 4,0 mm (or ROC varnish finish) on request, to achieve the higher ranking use.

## COMPATIBILITIES

Compatible on low temperature hydraulic underfloor heating and cooling (according size) :

COMPATIBILITIES			GLUED LAYING		FLOATING LAYING	
SUPPORT	THICKNESS (MM)	WIDTH (MM)	HEATING UNDERFLOOR	HEATING/COOLING UNDERFLOOR	HEATING UNDERFLOOR	HEATING/COOLING UNDERFLOOR
SOLID	14	90/130	YES	YES	-	-
LOFT PRO	12	90/125/145/180	YES	YES	YES	NO
	15	220	YES	YES	YES	NO
	16	180	YES	YES	YES	NO
	20	180/295	YES	NO	NO	NO

It is imperative to start the heating 4 weeks before the beginning of the laying.

Heater off 48 hours before laying. Wait for 1 week and restart the heating gradually over 15-20 days. It is traditionally recommended a thermal resistance less than or equal to 0.09 m<sup>2</sup>.K/W.

For higher thermal resistances, a certain loss of capacity must therefore be considered.

It is imperative to respect the laying rules and the manufacturer's recommendations for use, as well as the governing regulations :



- NF DTU 35.14 – Execution of hot water floors.
- The CSTB 3164 booklet – Reversible floors.

Suitable with ISO dB and Iso alu (Cf data sheet).

## TYPES OF INSTALLATION

- Floating according to DTU 51-11 (Loft Pro only).
- Glued according to NF DTU 51-2.
- Nailed according to DTU 51-1 (mini thickness 20 mm).

## FLOOR MAINTENANCE

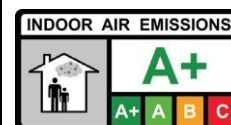
After laying, apply two coats of  Renovator matt on new parquet (metallising), and repeat the operation once or twice a year or more if necessary. It is applied undiluted with a microfiber mop (follow the instructions for use). For difficult stains or to remove old coats of Metalliser, consider the Overactivated Cleaner. Routine maintenance should be carried out with  cleaner.

- Remember to put protective pads under the legs of chairs and furniture.
- Carry out regular maintenance with a vacuum cleaner, broom, woollen cloth.
- Never wash your floor with large amounts of water.
- Do not use aggressive, abrasive, silicone or ammonia detergents.
- For persistent stains, remove with a damp sponge and neutral detergent.

## INFORMATIONS

- Air humidity at the time of laying and throughout the life of the product must be between 45% and 65%.
- Fire classification :
  - Dfl-s1 (Loft pro)
  - Cfl-s1 (Solid)
- Hardness rank : C.
- Oak Monnin hardness : 4,2.

## VOC EMISSIONS



\*Information on the level of volatile compounds emission in inside air, that present a toxicity risk by inhalation, on a scale from A+ (very low emissions) to C (high emissions).

## RANKING USE

The classification of parquet flooring is based on the class of use. The UPEC\* classification does not apply to parquet flooring insofar as it can be renovated, but an equivalence can be made :

SUPPORT	THICKNESS (MM)	RANK	UPEC EQUIVALENCE
SOLID	14		U <sub>3s</sub> P <sub>3</sub> E <sub>1</sub> C <sub>0</sub>
LOFT PRO	12		U <sub>3</sub> P <sub>2</sub> E <sub>1</sub> C <sub>0</sub>
	(3,2 mm)		
	15 / 20		U <sub>3</sub> P <sub>2</sub> E <sub>1</sub> C <sub>0</sub>
	(4,0 mm)		
	16 / 20		U <sub>3s</sub> P <sub>3</sub> E <sub>1</sub> C <sub>0</sub>
	(4,5 mm)		

\* Wear, punching, water, chemistry.