

French Style

AUTHENTIC RANGE



Sample with no contract engagement.

DESIGN PARQUET

654 rue du Chalonge, P.A. du Haut-Montigné / 35370 Torcé / FRANCE
Tél. +33 (0)2 99 49 66 66 / Fax +33 (0)2 99 49 66 67
E-mail France : commercial@designparquet.fr
E-mail Export : export@designparquet.fr

www.designparquet.com

Previous data sheets are invalid. Errors or technical informations
can be changes without notice.
Updated in : March 2025.

DATA SHEET - FRENCH STYLE

CHARACTERISTICS

Species (origin) : Oak (Europe).

Grade : PR-BIS=PRIME-BIS - RU=RUSTIC - CA=CAMPAGNE

Grade PR-BIS : Small knots up to 15 mm, without sapwood, slight colour variations (possible discolouration).

Grade RU : Without sapwood. Knots up to 25 mm (40 mm for planks ≥ 120 mm), filled or partially opened, with no limit on number. Variation of colours allowed.

Grade CA : Knots with unlimited and various sizes with wormhole limited. Pierced and crossed knots. Discolouration allowed. Cracks are limited to 50 mm in end's strip. Healthy sapwood is tolerated limitless.

Mixed grade RU/CA : Non-proportional mix of RU and CA grades.

Support : Solid, Loft Pro : engineered wood flooring on birch plywood base.

Density : 650 kg/m³. **Assembly :** Tongue and groove (T+G).

Finishing : Raw, Varnished (matt or colourless), Oiled (Natura or colourless), Village varnish (tinted matt), or matt ROC Varnish.

Possible appearance : Distressed (no bevels), brushed, structured, sawn marks.

Pattern : French style (3 widths).

SUPPORT	SECTION (MM)	LENGTH (MM)	TOP LAYER	BEVELS	THERMAL RESISTANCE K/W
SOLID	14 x 90 (27%)	400-1800	-	4	0,09 m ²
	14 x 110 (33%)				
	14 x 130 (39%)				
	20 x 90 (21%)	400-2000	-	NO or 4	0,13 m ²
LOFT PRO	20 x 140 (34%)				
	20 x 180 (43%)				
	12 x 90 (21%)	400-1800	3,2 mm	2	0,08 m ²
	12 x 145 (34%)				
	12 x 180 (43%)				
	12 x 90 (20%)	1000-2000*	4,5 mm	2	0,08 m ²
	12 x 145 (31%)				
	12 x 220 (49%)				
	16 x 90 (20%)	1000-2000*	4,5 mm	2	0,10 m ²
	16 x 145 (31%)				
	16 x 220 (49%)				

* 30% of the plank surface < to 1000 mm.

COMPATIBILITIES

Compatible on low temperature hydraulic underfloor heating and cooling (according size) :

COMPATIBILITIES			GLUED LAYING		FLOATING LAYING	
SUPPORT	THICKNESS (MM)	WIDTH (MM)	HEATING UNDERFLOOR	COOLING UNDERFLOOR	HEATING UNDERFLOOR	COOLING UNDERFLOOR
SOLID	14	90/110/130	YES	YES	-	-
	20	90/140/180	NO	NO	-	-
LOFT PRO	12	90/145/180/220	YES	YES	YES	NO
	16	90/145/220	YES	YES	YES	NO

It is imperative to start the heating 4 weeks before the beginning of the laying.

Heater off 48 hours before laying. Wait for 1 week and restart the heating gradually over 15-20 days. It is traditionally recommended a thermal resistance less than or equal to 0.09 m².K/W.

For higher thermal resistances, a certain loss of capacity must therefore be considered.

It is imperative to respect the laying rules and the manufacturer's recommendations for use, as well as the governing regulations :

- NF DTU 35.14 – Execution of hot water floors.
- The CSTB 3164 booklet – Reversible floors.







Suitable with ISO dB and Iso alu (Cf data sheet).

TYPES OF INSTALLATION

- Floating according to DTU 51-11 (only for Loft Pro).
- Glued according to NF DTU 51-2.
- Nailed according to DTU 51-1 (minimum thickness 20 mm).

FLOOR MAINTENANCE

After installation, it is imperative to apply the following products to the parquet floor, depending on its finish :

FINISHING	DAILY CLEANING	AFTER INSTALLATION AND REGULAR MAINTENANCE	
VARNISH	CLEANER		RENOVATOR MATT 
NATURA OIL	NATURAL SOAP		MAINTENANCE OIL 
COLOURLESS OIL	NATURAL SOAP		MAINTENANCE OIL 

- Remember to put protective pads under the legs of chairs and furniture.
- Carry out regular maintenance with a vacuum cleaner, broom, woollen cloth.
- Never wash your floor with large amounts of water.
- Do not use aggressive, abrasive, silicone or ammonia detergents.
- For persistent stains, remove with a damp sponge and neutral detergent.

INFORMATIONS

- Air humidity at the time of laying and throughout the life of the product must be between 45% and 65%.
- Fire classification :
 - Dfl-s1 (Loft pro)
 - Cfl-s1 (Solid)
- Hardness rank : C.
- Oak Monnin hardness : 4,2.





VOC EMISSIONS



*Information on the level of volatile compounds emission in inside air, that present a toxicity risk by inhalation, on a scale from A+ (very low emissions) to C (high emissions).

RANKING USE

The classification of parquet flooring is based on the class of use. The UPEC* classification does not apply to parquet flooring insofar as it can be renovated, but an equivalence can be made :

SUPPORT	THICKNESS (MM)	RANK	UPEC EQUIVALENCE
SOLID	14		U _{3s} P ₃ E ₁ C ₀
	20		U _{3s} P ₃ E ₁ C ₀
LOFT PRO	12 (3,2 mm)		U ₃ P ₂ E ₁ C ₀
	12/16 (4,5 mm)		U _{3s} P ₃ E ₁ C ₀

* Wear, punching, water, chemistry.