


Mezzanine Double-faced Oak

AUTHENTIC RANGE




Sample with no contract engagement.



FACE 1

Example : Natura oiled finish



FACE 2

Example : Colourless varnish finish

DESIGN PARQUET

654 rue du Chalonge, P.A. du Haut-Montigné / 35370 Torcé / FRANCE
Tél. +33 (0)2 99 49 66 66 / Fax +33 (0)2 99 49 66 67
E-mail France : commercial@designparquet.fr
E-mail Export : export@designparquet.fr

www.designparquet.com

Previous data sheet are invalid. Errors or technical informations can be changes without notice.
Updated in : May 2025.

DATA SHEET - DOUBLE-FACED OAK

CHARACTERISTICS

Species (origin) : Oak (Europe).

Grade : RU=RUSTIC - CA=CAMPAGNE

Grade RU : Without sapwood. Knots up to 25 mm (40 mm for planks ≥120 mm), filled or partially opened, with no limit on number. Variation of colors allowed.

Grade CA : Knots with unlimited and various sizes with wormhole limited. Pierced and crossed knots accepted. Discoloration allowed. Cracks are limited to 50 mm in end's strip. Healthy sapwood is tolerated limitless.

Support : Solid or Loft Pro : engineered wood flooring on birch plywood base.

Density : 650 kg/m³.

Finishing : Raw (filled and sanded on request), Varnish or Oiled 1 side (2 sides on request).

Assembly : Tongue and groove (T+G).

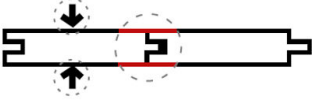
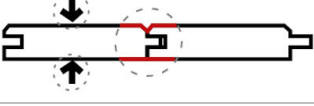
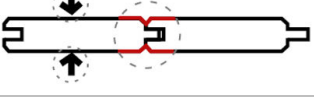
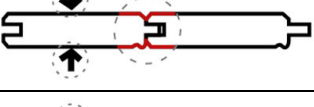

Pattern : Random lengths strips.

SUPPORT	SIZE (MM)	LENGTHS (MM)	FACE 1		FACE 2		THERMAL RESISTANCE K/W
			GRADE	TOP LAYER	GRADE	BACK LAYER	
SOLID	20 x 140	400-2000	RU	-	CA	-	0,12 m²
	20 x 140	600-2000*	CA	-	CA	-	0,12 m²
LOFT PRO	23 x 180	1000-2000*	RU	4,0 mm	RU	4,0 mm	0,13 m²
	23 x 180	1000-2000*	RU	4,0 mm	CA	4,0 mm	0,13 m²

* 20% lengths < to 1000 mm.

MODELS

The double-faced oak parquet is offered in four models of bevels :







SUPPORT	SIZE (MM)	MODEL	TECHNICAL DIAGRAM	BEVELS	
				FACE 1	FACE 2
SOLID	20 x 140	1		NO	NO
		2		4	NO
		3		4	2
		4		4	« Mouchette » profile
LOFT PRO	23 x 180	2		2	NO

TYPES OF INSTALLATION

- Nailed according to DTU 51-1.

FLOOR MAINTENANCE

After installation, it is imperative to apply the following products to the parquet floor, depending on its finish :

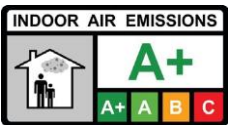
FINISHING	DAILY CLEANING	AFTER INSTALLATION AND REGULAR MAINTENANCE	
VARNISH	CLEANER		RENOVATOR MATT 
NATURA OIL	NATURAL SOAP		MAINTENANCE OIL 
COLOURLESS OIL	NATURAL SOAP		MAINTENANCE OIL 

- Remember to put protective pads under the legs of chairs and furniture.
- Carry out regular maintenance with a vacuum cleaner, broom, woollen cloth.
- Never wash your floor with large amounts of water.
- Do not use aggressive, abrasive, silicone or ammonia detergents.
- For persistent stains, remove with a damp sponge and neutral detergent.

INFORMATIONS

- Air humidity at the time of laying and throughout the life of the product must be between 45% and 65%.
- The spacing between the joists must not exceed 450 mm.
- Fire classification :
 - Dfl-s1 (Loft pro)
 - Cfl-s1 (Solid)
- Hardness rank : C.
- Oak Monnin hardness : 4,2.



VOC EMISSIONS



*Information on the level of volatile compounds emission in inside air, that present a toxicity risk by inhalation, on a scale from A+ (very low emissions) to C (high emissions).

RANKING USE

The classification of parquet flooring is based on the class of use. The UPEC* classification does not apply to parquet flooring insofar as it can be renovated, but an equivalence can be made :

SUPPORT	THICKNESS (MM)	RANK	UPEC EQUIVALENCE
SOLID	20		U3s P3 E1 C0
LOFT PRO	23 (4,0 mm)		U3 P2 E1 C0

* Wear, punching, water, chemistry.